


WONDERWOOD  
FLOORS



**HYBRID 9 mm**

# HYBRID

## 9 mm

Dimensions (mm)  
1800 (L) x 228 (W) x 9 (T)

Wonderwood 9mm thickness hybrid floors ensure that you attain authentic timber foot-step textures in a variety of colours ranging that inspired by nature.



**Spotted Gum**  
HYB-77101



**New England Blackbutt**  
HYB-77102



**Aged Oak**  
HYB-77103



**French Canvas**  
HYB-77106



**Windsor Oak**  
HYB-77202

**(NEW)**




**Carbon**  
HYB-77205

**(NEW)**




**Snowy Ash**  
HYB-77203

**(NEW)**



**Warm Walnut**  
HYB-77204

**(NEW)**



**Sandstone**  
HYB-77205

**(NEW)**




**Limed Grey**  
HYB-77206

**(NEW)**

# SPECS

Dimension (mm)	Length	1800
	Width	228
	Total Thickness	9
	Wear Layer	0.5
Underlay		2
Acoustic Rating	L'nT,w	36
	AAAC	6 Stars
Joining System		<b>SG</b> Licensed Click System
Pack Size		4 panels/ 1.6416 m <sup>2</sup>
Slip Resistance		P4
Warranty	Residential Wear	20 Years
	Commercial Wear	By Request
	Structural	Lifetime

# CONSTRUCTION





# FROM INSTALLATION TO MAINTENANCE



Flooring  
installation



Floor Installation  
has never been as  
easy and fast!



5G® is the brand for our globally recognized locking systems used by more than 100 floor producers around the world. With 5G, floor installation has never been easier - do it in a snap!

- Fastest and easiest installation
- Strong locking provided by plastic tongue
- Large tolerance window



### Pet Friendly

Perfect for pet owners whose pets frequently come back with muddy paws from a morning walk, Scratch Armor is not only pet-friendly but scratch resistant too. Make claw marks a thing of the past!



### Child Friendly

Children's activities can often lead to the use of crayons or accidental spillages, which are no longer an issue. These can be wiped clean with a little bit of soapy water for a stress-free clean up.



Scratch Armor is  
**BETTER**  
than regular anti-  
micro-scratch  
coatings!



STAIN  
GUARD



EASY TO  
CLEAN



DURABLE



SCRATCH  
SAFE



# ACCESSORIES

Finish the stairs or edges of your Wonderwood Hybrid floor perfectly with our matching waterproof profiles. Each profile is foil wrapped and available for the entire range.



T-MOULDING



CARPET REDUCER



REDUCER



SCOTIA

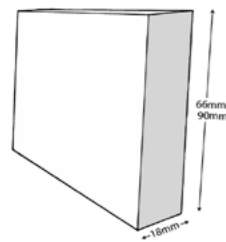


STAIR NOSE

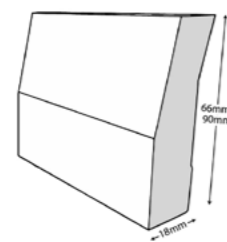


L ANGLE

# SKIRTING



DAR



HALF SPLAY

Supplied Per Length	Length	2700 mm	Material	Solid Pine
	Width	66 mm / 90mm	Finish	Prime
	Thickness	18 mm		

# ACOUSTIC BACKING

Impact Sound Reduction (AS ISO 717.2 - 2004)	L'nTW	36
	FIIC	71
	AAAC	6 Stars

The acoustic test shown above carried out 25th November 2022 by Contrix Pty Ltd occurred on a 200~220 mm reinforced concrete slab (estimate), and a 100~120 mm suspended ceiling. To view our full testing report, please request by email or visit [www.wonderwoodfloors.com.au](http://www.wonderwoodfloors.com.au)

The Association of Australian Acoustic Consultants (AAAC)	ACCC Star Rating	FIIC	L'nTw
	2 Star	45	65
	3 Star	55	55
	4 Star	60	50
	5 Star	65	45
	6 Star	70	40

# PREPARATION

Wonderwood Hybrid Flooring is designed to be installed as a floated floor with patented 5G special plank-end locking system. Please find full instructions on the Wonderwood website, which includes the following:


- Locality and Installation Environment
- Handling & Storage and Inspection of Boards
- Subfloors (flatness, moisture content, concrete/slab, timber/sheet/particleboard/plywood)
- Expansion Allowance
- Floor Heating Systems

# 5G HOW IT WORKS

When a panel is folded down, a flexible plastic tongue is pushed into a tongue groove. As the panel reaches its final position, the tongue snaps out into a wedge groove, emits a "click" sound and locks the product vertically and horizontally.

Along with the Preparation instructions, please find more information on Installation on the Wonderwood website. Such information includes:

- General tips
- Setting up the installation pattern
- Usage of the easy patented 5G special blank-end locking system
- How to lay out the first row to ensure a smooth installation and perfectly aligned boards
- Figures and visual guides



# CARE & MAINTENANCE

Wonderwood Timber Flooring is a quality product, simply take some precautions and follow the regular cleaning and maintenance routines, your floor will stay wonderful from time to time. Please find full instructions on the Wonderwood website, which includes the following:

- Routine Maintenance
- Preventative Maintenance
- Preventing scratches & dents
- Preventing discoloration
- Preventing expansion & shrinkage
- Fixing dings & scratches
- Common Characteristics of Timber Floors

# WARRANTY TERMS & CONDITIONS

All Wonderwood Timber Flooring comes with a Warranty from the date of purchase in accordance. Please find full descriptions of the following on the Wonderwood website:

- Residential Wear Warranty
- Lifetime Structure Warranty
- General Conditions
- Timber Flooring Facts & Variations
- Australian Consumer Law
- Making a Claim



# WONDERWOOD FLOORS



Website  
[www.wonderwoodfloors.com.au](http://www.wonderwoodfloors.com.au)

Tel:  
02 9090 2810

Email:  
[info@wonderwoodfloors.com.au](mailto:info@wonderwoodfloors.com.au)



**atfa**<sup>®</sup>  
Australasian timber flooring association  
*Local professionals, world-class standards*

**T&Cs:** Colour and grain of product image in this brochure may differ from the actual product due to colour variation in the printing process. All product purchases are subject to Wonderwood Floors standard terms and conditions of sale. Please refer to our installation guideline, maintenance and warranty document for further clarification. Our products come with guarantees that cannot be excluded under the Australian Consumer Law, Consumers are entitled to a replacement or refund for a major failure and compensation for any other reasonably foreseeable loss or damage. Consumers are also entitled to have the goods repaired or replaced if goods fail to be of acceptable quality. Please refer to our warranties on [www.wonderwoodfloors.com.au](http://www.wonderwoodfloors.com.au)