

Timber Collection 15mm





Timber
Collection
15mm



Contents

Timber Grade Guidelines	4
Icons for Recognition	6
Timber Flooring Facts and Variations	8
Mellow Beige.....	10-11
Antique White.....	12-13
Tan Brown.....	14-15
Terrace Grey	16-17
Acorn Brown	18-19
Midnight Grey.....	20
Natural Limed	21
Raw Neutral	22
Beige Ash	23
Smoked Brown	24
Coral Sand.....	25
Moss Grey.....	26
Casper White	27
Light Neutral.....	28
Tinge Clay.....	29
Specifications	30
Stair Nosing.....	32
Terms and Conditions	34

Timber Grade Guideline

Wonderwood Floors was founded with the goal of providing the best timber flooring to our customers. We source the finest timber from around the world for our products. We understand that installing your flooring is a significant project and knowing exactly what you are purchasing is critical.

Because each country and industry has its own set of standards and terminology, our timber experts have developed a guideline to our customers understand the quality of our timber floors.

Our timber experts have introduced two grades of timber: **Prime** and **Natural**



**Prime
Grade**

Our prime grade floors are ideal for customers who want a cleaner, more uniform look with fewer natural characteristics inherent in the species. You can expect fewer flaws in our prime grade timber, such as knots, cracks, splits, sapwood, gum veins, and color variation. This means you will see fewer imperfections in our prime grade floors.



**Natural
Grade**

For the customers who want to add more natural features to their home and flooring, natural grade timber will be what you are after.

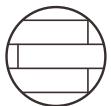
With our natural grade floors, there will be visible knots with various sizes and quantities. Sapwoods and checks might be noticeable, while industrial filler may be used to companion the inherent of the natural features for broken knots and large size of check and crack.

With expecting of more natural elements of timber, that might contain knots, gum vein and insert trail. Variation between batches, or even between boards, that also means you are getting an absolute unique pattern from nature.

Note: Since both grades of our timber flooring, prime and natural, are visually graded by our timber floor experts and every timber floor is made by natural timber and based on their uniqueness, there is chance that some boards will be out of range or contain more natural beauty elements.



Launching Icons for Effortless Recognition



15mm
Natural



15mm
Prime



15mm
Prime



15mm
Prime

To streamline the selection process and help our customers effortlessly locate the most suitable products, Wonderwood has launched a straightforward and intuitive icons system.

These icons help identify the pattern, thickness, and grade of the products. Some colors may showcase multiple icons, giving customers a broader selection of options tailored to their aesthetic preferences. Consult with our professional retailers to explore how you can customize your home design.






Timber Flooring Facts and Variation

Wonderwood Timber Flooring is made from natural materials and differs in colour, texture and naturally occurring features both within and between individual pieces and batches of the same species. Samples, reproductions in printing, and photography are only for guidance; they provide a colour indication but are not necessarily representative of the overall effect or design.

Please be cautious when making your selection based on a single sample, reproductions in printing and photography, as these are only indications. Timber flooring products will vary from board to board, job to job, and from the samples on display in all jobs supplied. The colour of your flooring may change over time due to exposure to UV light and oxygen. Minor splits and wood checks/cracks are naturally occurring in timber. Timber flooring products continue to absorb and release moisture, expand and contract over their lifetime depending on local conditions, environmental conditions, and weather changes.


Even with proper installation, slight expansion and contraction, as well as board separation, is normal; however, excessive movement due to extreme weather conditions can be expected. It is critical to be aware of and to check conditions to ensure that your floor performs within tolerances. Installing your timber floor according to Wonderwood Floors installation guideline is crucial for a high-performing floor.





1071

Mellow Beige



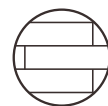
Plank



Herringbone



Chevron



15mm
Prime



15mm
Prime



15mm
Prime

1072

Antique White



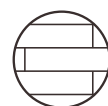
Plank



Herringbone



Chevron



15mm
Prime



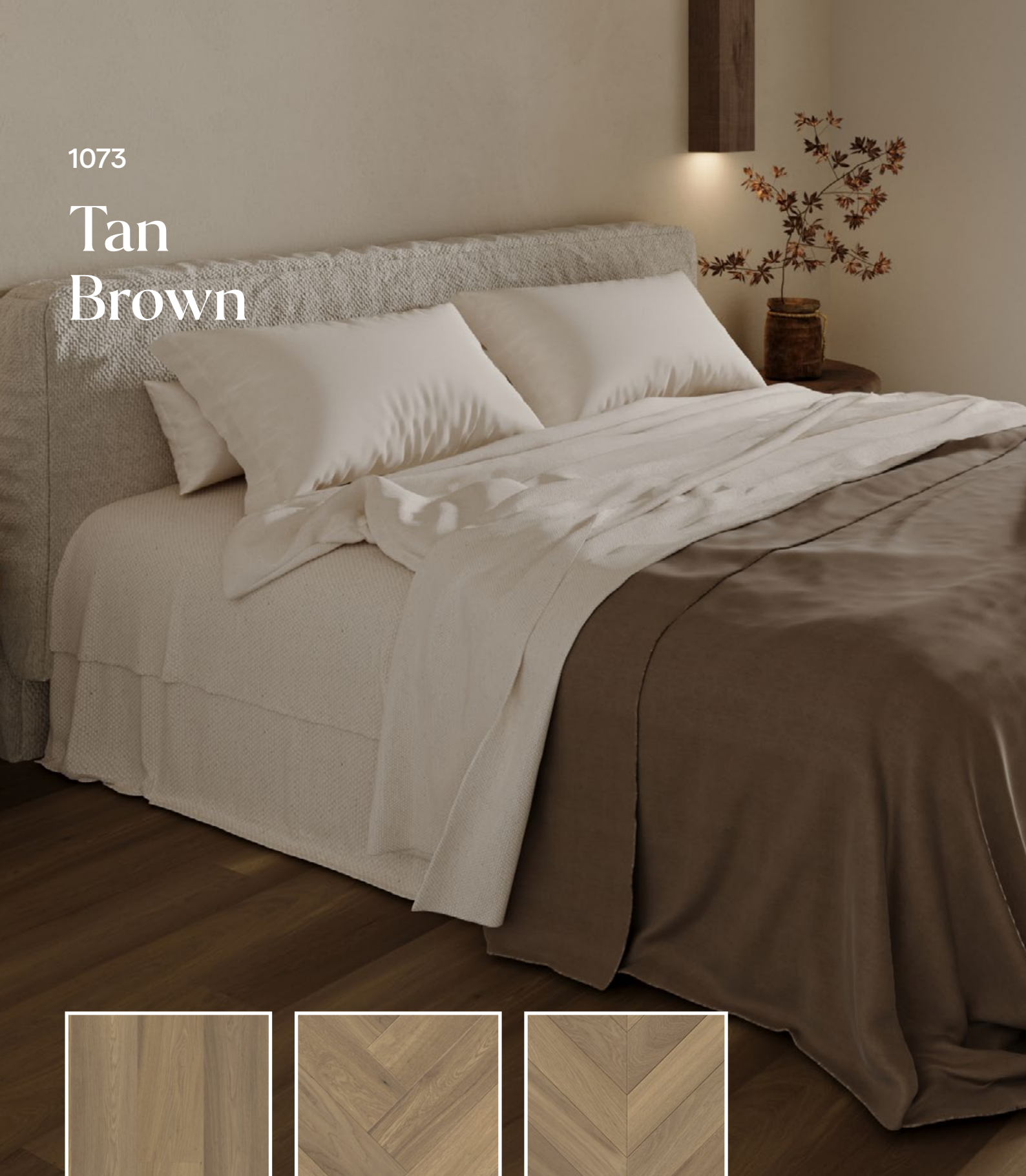
15mm
Prime




15mm
Prime

1073

Tan Brown



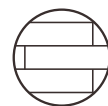
Plank



Herringbone



Chevron



15mm
Prime



15mm
Prime




15mm
Prime

1074


Terrace Grey



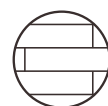
Plank



Herringbone



Chevron



15mm
Prime



15mm
Prime



15mm
Prime

1075

Acorn Brown



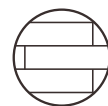
Plank



Herringbone



Chevron



15mm
Prime



15mm
Prime




15mm
Prime

1022

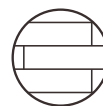
Midnight Grey



Plank



Herringbone



15mm
Natural



15mm
Prime

1002

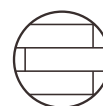
Natural Limed



Plank



Herringbone



15mm
Natural



15mm
Prime

1043

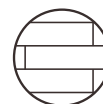
Raw Neutral



Plank



Herringbone



15mm
Natural



15mm
Prime

1049

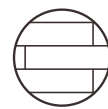
Beige Ash



Plank



Herringbone



15mm
Natural



15mm
Prime

1048

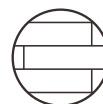
Smoked Brown



Plank



Herringbone



15mm
Natural




15mm
Prime

1051

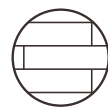
Coral Sand



Plank



Herringbone



15mm
Natural




15mm
Prime

1062

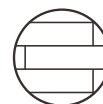
Moss Grey



Plank



Herringbone



15mm
Natural




15mm
Prime

3003

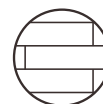
Casper White



Plank



Herringbone



15mm
Natural



15mm
Prime

3001

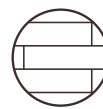
Light Neutral



Plank



Herringbone



15mm
Natural



15mm
Prime

3005

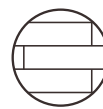
Tinge Clay




Plank



Herringbone







15mm
Natural



15mm
Prime

Specifications

		 15mm Natural	 15mm Prime	 15mm Prime	 15mm Prime
		Plank	Plank	Herringbone	Chevron
Board Size	Length	1900	1900	600	600
	Width	190	190	120	90
	Total Thickness	15	15	15	15
	Wear Layer	3	3	3	3
Pack Size	New	1.805 m ² 5 Planks 18.2 kg	1.805 m ² 5 Planks 18.2 kg	1.152 m ² 16 Planks 11 kg	0.7344 m ² 16 Planks 7kg
	Old	2.888 m ² 8 Planks	N/A	N/A	N/A
Nesting	< 25% random short boards			0% random short boards	
Installation	Floating	Yes	Yes	No	No
	Direct Stick	Yes	Yes	Yes	Yes
Timber Species	European Oak				
Base		Multi-layer Cross Plywood			
Joining Profile	Tongue and Groove				
Surface Finish		Brushed Lacquer Matt Finish			
Edging	4 Sided Micro-Bevel				
Grade		Natural	Prime		
Moisture Content	8-12%				
Gloss Level		5-8% Super Matt			
Slip Resistance	P3				
Warranty	Residential Wear	20 Years			
	Commercial Wear	By Request			
	Structural	Lifetime			



Stair Nosing

Dimensions					
	Finish	Length	Tread	Riser	Overhang
Overhang Nosing	Match colour	1900mm	125mm	30mm	25mm
Flushed Nosing		1900mm	125mm	40mm	N/A


Stair Nosing Profiles



Flushed Nosing



Flushed Nosing with Insert



Overhang Nosing





Care and Maintenance

Wonderwood Timber Flooring is a quality product. By taking some precautions and following regular cleaning and maintenance routines, your floor will remain wonderful over time. Please find full instructions on the Wonderwood website, which includes the following:

- Routine Maintenance
- Preventative Maintenance
- Preventing Scratches & Dents
- Preventing Discoloration
- Preventing Expansion & Shrinkage
- Fixing Dings & Scratches
- Common Characteristics of Timber Floors

Installation Guidelines

Wonderwood Timber Flooring is designed to be installed by secret nailed, direct stick (trowel glue down), or as a floated floor. Please inspect each board in optimal lighting for visual defects, and ensure the locking system is functioning properly before and during installation. Products are considered to be of acceptable quality and structure once installed; do not install them if in doubt. Please note that only direct adhesive fixing system is suitable for Herringbone or Chevron parquetry installation. Heavy and bulky objects, such as island bench, should not be placed on floating floors. Wonderwood Timber Flooring must be cut in and installed around such objects. 8% to 10% of wastage floors is recommended to cover any sorting, trimming or visual selection during installation. 20% of wastage floors is expected for Herringbone or Chevron parquetry.

Timber Flooring Moisture Content

Before installation, a moisture meter must be equipped to ensure the moisture content of Wonderwood Timber Flooring remains in about 8%-12% on average, as timber floor is a natural product, a significant change of moisture content may result in product distortion. Please find full guidelines on the Wonderwood website, which includes the following:

- Preparation
- Installation
- Floating Method
- Direct Adhesive Method
- Finishing Molding

Warranty Terms and Conditions

All Wonderwood Timber Flooring comes with a Warranty from the date of purchase in accordance. Please find full descriptions of the following on the Wonderwood website:

- Residential Wear Warranty
- Lifetime Structure Warranty
- General Conditions
- Timber Flooring Facts & Variations
- Australian Consumer Law
- Making a Claim





